


HOW TO GUIDE – Book an Event Booking

Should you experience any problems with booking a ticket for an event or you do not receive the booking ticket from Varjapani Kadampa Buddhist Center, please contact Alex on allmannu@netactive.co.za or 072 123 1493 asap.

- 1) On the Event page towards the bottom in the **Tickets** section, you can select the number of tickets you want to book for the event. If you add +1 to a selected ticket, the **Get Tickets** button becomes available.





The screenshot shows a 'Tickets' section with a table containing one row for a ticket named 'Alex'. The price is R 5.00 and there are 3 tickets available. The quantity is currently set to 1, and a 'Get Tickets' button is visible at the bottom right of the section.

Tickets	
Alex	R 5.00 3 available

Quantity: 1 Total: R 5.00 **Get Tickets**

- 2) Click on **Get Tickets**
- 3) The following screen will display

Basket

		Product	Price	Quantity	Subtotal
		Alex	R5.00	1	R5.00
					<input type="button" value="Update basket"/>

Basket totals

Subtotal	R5.00
Total	R5.00

- 4) If you change the Quantity with additional tickets, then click the **Update Basket** button.
- 5) If you are ready to book, click on **Proceed to checkout**
- 6) The next screen for Attendee Registration will be displayed where your information needs to be provided. You have the option to Return to Cart to amend your ticket.

Alex Test Event

Alex

Attendee 1

Name *

Email *

Cellphone *

Are you attending in person or online? *

Online

In Person

Ticket Summary

Alex Test Event	R 5.00	1	R 5.00
-----------------	---------------	----------	---------------

Alex

[Return to Cart](#) Quantity: **1** **R 5.00**

7) Once the questions have been completed, click on **Save & Checkout** at the bottom of the screen.

Each attendee specified will receive an email with their individual ticket included.

Save & Checkout

8) The following screen will display where the information can be checked or changed

Checkout

1. BILLING & SHIPPING

2. ORDER & PAYMENT

Billing details

First name *

Last name *

Company name (optional)

9) Then click on the **Next** button.


10) The following screen will display where you can click on **Payfast**

Checkout

✓ BILLING & SHIPPING	2. ORDER & PAYMENT
----------------------	--------------------

< Return to cart < Edit attendee info

Product	Subtotal
Test × 1	R5.00
Subtotal	R5.00
Total	R5.00

PayFast 

11) Then click on **Place Order** where you can provide your payment card details

Previous	Place order
----------	-------------

12) You should then receive 3 emails as follows:

- From Vajrapani – Thank you for your booking !
- From Payfast -You successfully paid Rxx to Vajrapani Kadampa Buddhist Centre
- From Vajrapani - Your ticket from Vajrapani Kadampa Buddhist Centre which will include the Zoom meeting link tht you will need to join the Zoom meeting as per below:

JOIN
<https://us02web.zoom.us/j/839513636?pwd=dlhvMkZJODlNc05PUDY4MlpmdGdXdz09>